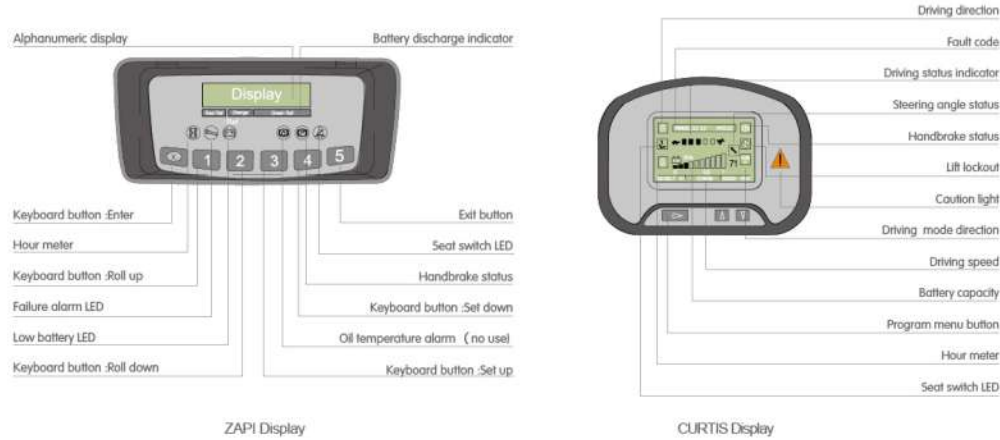


## Reliable special designed instrument

The reliable special instrument gives a complete display of the vital information, like operation status, fault detection, etc. It ensures the operator predominate the vehicle status more intuitive and convenient.



## 3-3.5 t AC Electric Forklift Truck

### Standard configuration

- Wide view standard mast
- Standard fork
- Class III carriage
- Backrest
- Control valve
- Battery
- Standard seat
- Overhead guard
- LCD combined instrument
- Horn alert function on rear handle
- Traction pin
- Driver's tool
- Flashing light

### Optional device

- String rod
- Driver's cab
- Lifting hock
- Cargo boom
- Tip-over fork
- Side shifter
- Paper roll clamp
- Warning light (rotating or buzzing)
- solid tyre
- Rear working light
- Steel protection net
- Multipurpose drum clamp
- Load stabilizer
- Wide carriage
- Lengthening fork
- Load pusher
- Lengthening fork extension
- Rotating flat clamp
- Dual-tyre with protection device
- Auxiliary hydraulic valve component
- Tilting/steering cylinder sleeve
- Non marking tyre
- wide view two/three stage full free mast
- Customer made color
- Sensor operated power steering
- Turn automatic deceleration function



Manufacturer/ **ANHUI HELI CO., LTD.**

\* Our products are subject to improvements and changes without notice.

3-3.5t

### Improved driver's view

- > Standard configuration of wide view mast, compact structure of mast and tube pulley block.
- > Large arc roof frame, increasing the driving space.

### Improved operating comfort

- > Foot operation comfort is increased through optimized brake pedal height and accelerating pedal height for comfort shifting.
- > Super low torque steering unit makes steering light and easy.
- > Rear handle with horn button ensures safe and comfortable operation while reverse driving.
- > Mast and rear axle buffering improve driving comfort largely.
- > Ratchet hand brake has different brake force on slope and ground, reducing driver's fatigue.

### Optimized maintainability and safety


- > Special side plate and top cover structure is easy for assembly and disassembly.
- > Highly-mounted rear axle increasing transversal stability by 2.1%.
- > Three driving modes offer optional choices to different working condition.
- > Automatic deceleration when steering is optional so as to ensure the operation safety.

### High efficiency and energy-saving

- > The use of electric truck dedicated tire with pattern saves more than 10% of the energy during travelling.
- > LED lamps save 80% of the energy.
- > The professional matching design of the components prolongs the battery working time about 10%.
- > Battery side lift and customized battery side pulling make battery changing easier.



Option battery side pulling



Option battery side loading



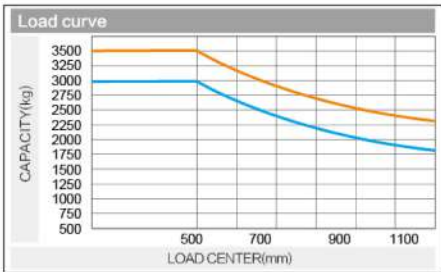
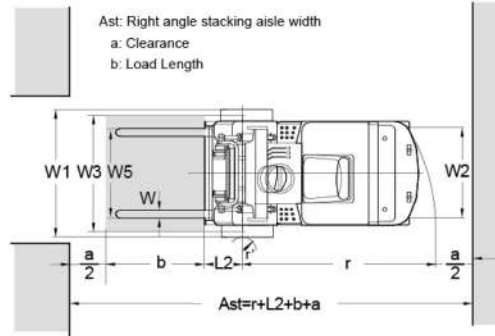
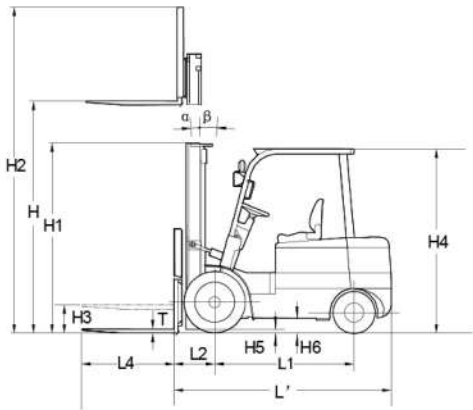
3-3.5t

GROS


**Manufacturer's Data and Design Characteristics**

character				<b>ANHUI HELI CO., LTD.</b>	
1.01	manufacturer				
1.02	model			CPD30	CPD35
1.03	configuration number			CC1/CC2	CC1/CC2
1.04	rated capacity	Q	kg	3000	3500
1.05	load center distance	c	mm	500	500
1.06	power mode			Battery	Battery
1.07	driving mode			Seated	Seated
1.08	wheel base	L1	mm	1685	1685
	tyre				
2.01	tyre type			Pneumatic	SE
2.02	wheel number(front/rear)			2/2	2/2
2.03	front wheel base	W3	mm	1000	1000
2.04	rear wheel base	W2	mm	950	950
2.05	tyre (front)			28X9-15-14PR	28X9-15
2.06	tyre(rear)			18X7-8-14PR	18X7-8
	size				
3.01	front overhang	L2	mm	485	490
3.02	mast tilt angle , front/rear	$\alpha/\beta$	°	6/10	6/10
3.03	height with mast retraction	H1	mm	2075	2180
3.04	free lifting height	H3	mm	145	150
3.05	Max. lifting height	H	mm	3000	3000
3.06	Max. height under working condition	H2	mm	4230	4230
3.07	overhead guard height	H4	mm	2215	2215
3.08	fork size:thickness×width×length	T×W×L4	mm	45 × 125 × 1070	50 × 125 × 1070
3.09	Lateral Fork Adjustment (Outside of Forks) Max./Min.	W5	mm	1060/250	1060/250
3.10	fork arm carrier, DIN standard			3A	3A
3.11	truck body length (fork excluded)	L'	mm	2490	2560
3.12	truck body width	W1	mm	1241	1241
3.13	turning radius	r	mm	2210	2270
3.14	clearance between mast and ground	H5	mm	135	135
3.15	clearance between wheel base center and ground(loaded)	H6	mm	145	145
3.16	right angle stacking aisle width (pallet1000x1000mm, clearance 200mm)	Ast	mm	3895	3960
3.17	right angle stacking aisle width (pallet1200x1200mm, clearance 200mm)	Ast	mm	4095	4160
	performance				
4.01	travelling speed: loaded/unloaded		km/h	15/15.5	14.5/15
4.02	lifting speed: loaded/unloaded		m/s	0.28/0.46	0.27/0.44
4.03	lowering speed: loaded/unloaded		m/s	0.48	0.42
4.04	gradeability (loaded)		%	17/17/15	15/15/12
4.05	Max traction force (loaded)		N	15600	15600
4.06	acceleration time (10m) loaded/unloaded		s	5.75/5.2	5.75/5.2
	weight				
5.01	total weight (with /without battery)		kg	4810/3460	5500/3950
5.02	axle load: unloaded, front/rear		kg	2320/2490	2640/2860
5.03	axle load: loaded, front/rear		kg	7055/755	8145/855
	battery				
6.01	battery voltage/capacity K5		V/Ah	80/480	80/560
6.02	battery weight		kg	1350(1350-1626)	1550(1350-1650)
6.03	battery, DIN standard			43536A	43536A
	motor and controller				
7.01	drive motor power-60 minutes		kW	16.6	16.6
7.02	lifting motor power(S3-15%)		kW	13.0	13.0
7.03	drive motor controlling mode			MOSFET/AC	MOSFET/AC
7.04	lifting motor controlling mode			MOSFET/DC	MOSFET/DC
7.05	service brake/parking brake			Hydraulic/Mechanical	Hydraulic/Mechanical
7.06	hydraulic system working pressure		Mpa	21	21

NOTE:(1)\*Detailed information about battery, please contact our salesmen or engineer. (2)\*P': battery side extraction(side pulling or side loading ),side loading for standard. (3)For configuration number, 1: CURTIS Controller; 2: ZAPI Controller.



3.0t 3.5t

**Note:** The vertical axis stands for load capacity and the horizontal axis stands for load center which is calculated from the front surface of the forks to the gravity of the standard load. The standard load means a cubic with 1000mm edge length. When mast is tilted forward, using non-standard forks or loading large goods, the load capacity will be reduced. The load capacity of standard mast at different load center can be known from this load chart.

WIDE VIEW MAST								
Mast model	Max. lifting height (mm)	Load capacity (load center 500mm)(kg)		Mast overall height(mm)		Service weight(kg)		Mast tilt angle (°) α/β
		3t	3.5t	3t	3.5t	3t	3.5t	
M200	2000	3000	3500	1570	1680	4715	5400	6/10
M250	2500	3000	3500	1820	1930	4755	5450	6/10
M300	3000	3000	3500	2070	2180	4810	5500	6/10
M330	3300	3000	3500	2220	2330	4840	5530	6/10
M350	3500	3000	3500	2320	2430	4860	5550	6/10
M370	3700	3000	3400	2420	2530	4890	5570	6/6 6/10
M400	4000	2950	3350	2620	2730	4955	5645	6/6 6/10
M425	4250	2850	3250	2745	2855	4980	5670	6/6 6/10
M450	4500	2750	3100	2870	2980	5005	5695	6/6 6/10
M500	5000	2400 *2900	2650 *3050	3120	3230	5055	5745	6/6 6/6
M550	5500	2250 *2450	2500 *2600	3420	3530	5135	5835	3/6 3/6
M600	6000	1600 *2200	1850 *2400	3670	3780	5185	5880	3/6 3/6

NOTE: (1)\* refers to rated capacity with double tires;

WIDE VIEW FULL FREE 2-STAGE MAST										
Mast model	Max. lifting height (mm)	Load capacity (load center 500mm)(kg)		Mast overall height(mm)		Free lifting height (with backrest)(mm)		Service weight(kg)		Mast tilt angle (°) α/β
		3t	3.5t	3t	3.5t	3t	3.5t	3t	3.5t	
ZM200	2000	3000	3500	1570	1680	388	503	4756	5466	6/10
ZM250	2500	3000	3500	1820	1930	638	753	4800	5510	6/10
ZM300	3000	3000	3500	2070	2180	888	1003	4846	5555	6/10
ZM330	3300	3000	3500	2220	2330	1038	1153	4873	5582	6/10
ZM350	3500	3000	3500	2320	2430	1138	1253	4891	5600	6/10
ZM370	3700	3000	3400	2420	2530	1238	1353	4909	5618	6/6 6/10
ZM400	4000	2950	3350	2620	2730	1438	1553	4981	5692	6/6 6/10
ZM425	4250	2850	3250	2745	2855	1563	1678	5003	5714	6/6 6/10
ZM450	4500	2750	3100	2870	2980	1688	1803	5026	5737	6/6 6/10
ZM500	5000	2400 *2900	2650 *3050	3120	3230	1938	2053	5071	5782	6/6 6/6
ZM550	5500	2250 *2700	2500 *2850	3420	3530	2238	2353	5161	5874	3/6 3/6
ZM600	6000	1600 *2300	1850 *2500	3670	3780	2488	2603	5208	5920	3/6 3/6

NOTE: (1)\* refers to rated capacity with double tires.

(2)3-3.5T: free lifted height 365mm increased without backrest.

WIDE VIEW FULL FREE 3-STAGE MAST										
Mast model	Max. lifting height (mm)	Load capacity (load center 500mm)(kg)		Mast overall height(mm)	Free lifting height (with backrest)(mm)		Service weight (kg)		Mast tilt angle (°) α/β	
		3t	3.5t		3-3.5t	3t	3.5t	3t		3.5t
ZSM360	3600	3000	3400	1930	748	753	5065	5725	6/6	
ZSM400	4000	2900	3250	2055	873	878	5100	5760	6/6	
ZSM435	4350	2750	3150	2180	998	1003	5135	5795	6/6	
ZSM450	4500	2700	3000	2230	1048	1053	5151	5811	6/6	
ZSM470	4700	2700	2900	2230	1048	1053	5155	5815	6/6	
ZSM480	4800	2600	2800	2330	1148	1153	5180	5840	6/6	
ZSM500	5000	2400 *2850	2650 *3050	2430	1248	1253	5209	5869	6/6 6/6	
ZSM540	5400	2250 *2700	2500 *2850	2555	1373	1378	5244	5904	3/6 3/6	
ZSM600	6000	1550 *2500	1600 *2700	2780	1598	1603	5343	6003	3/6 3/6	
ZSM650	6500	1250 *2200	1300 *2500	2970	1788	1793	5396	6056	3/3 3/3	
ZSM700	7000	850 *2100	1000 *2300	3240	2058	2063	5480	6140	3/3 3/3	

NOTE: (1)\* refers to rated capacity with double tires.

(2)3-3.5T: free lifted height 397mm increased without backrest.



## RENEWABLE ENERGY TECHNOLOGIES

With the use of the excellent load-sensing steering system and AC controlling renewable energy technologies, the forklift is more energy-saving and the working hour of the battery is extended by 15%.

